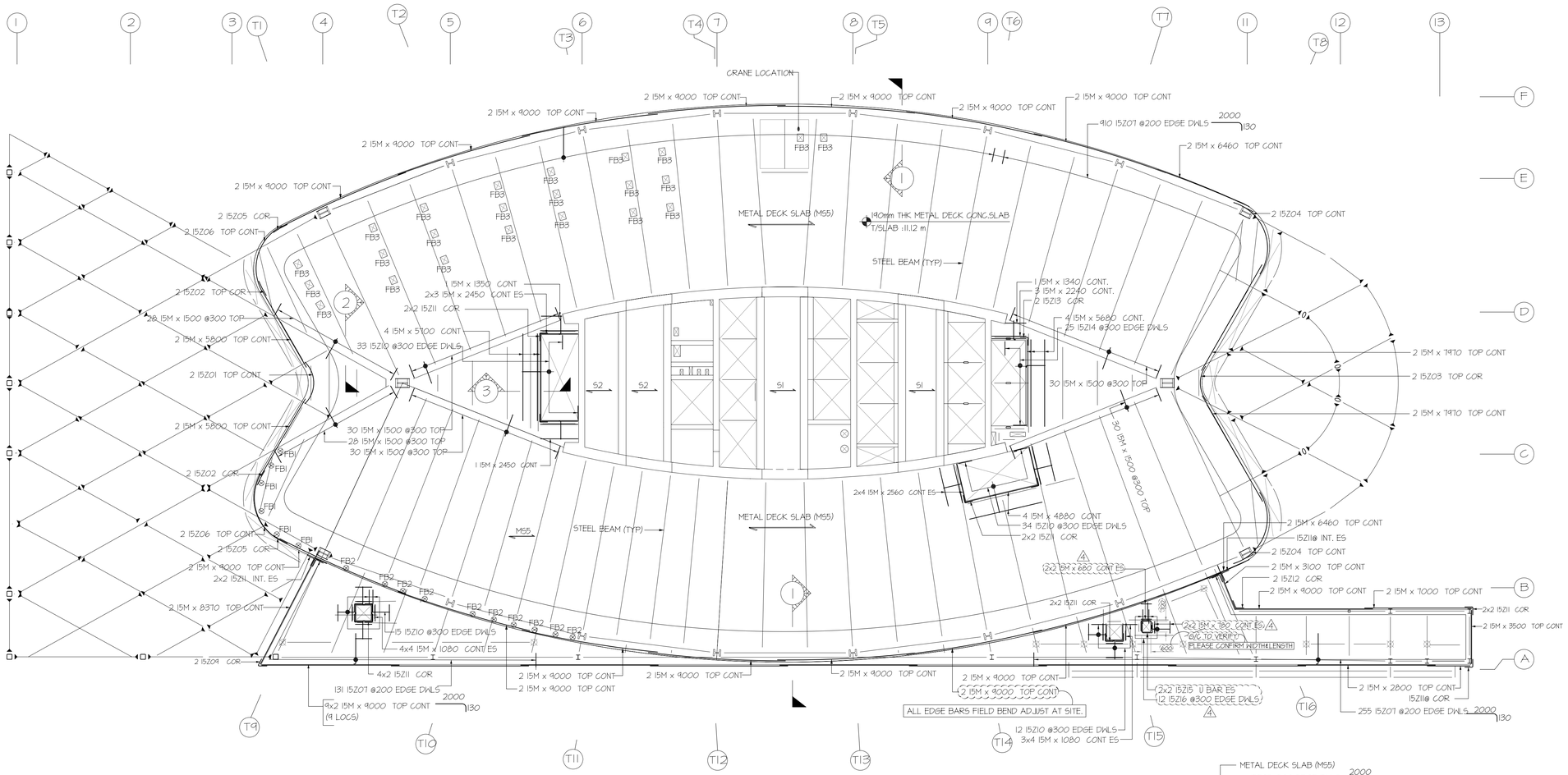

LEVEL 3 FRAMING PLAN

(SHOWING LEVEL-3 SLAB ADDITIONAL REINFORCEMENT DETAILS)
SDR:5-113

N
NORTH

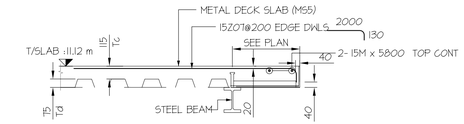

1 SECTION
SDR:7/5425
@ EXTERIOR SLAB EDGE

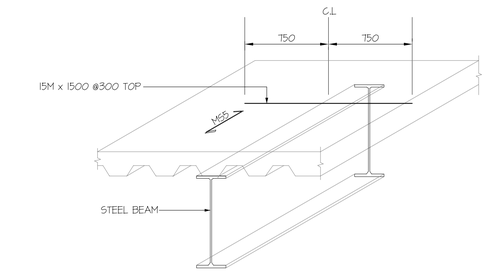

SECTION 2
SDR:6/5421
@ STEEL BEAM

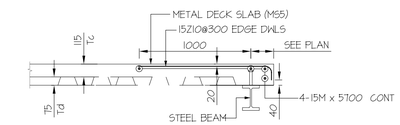

3 SECTION
SDR:11/5421
@ INTERIOR SLAB EDGE

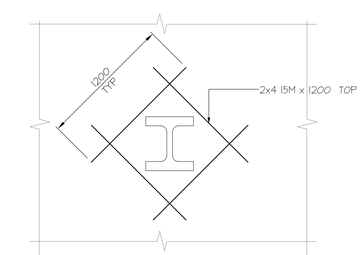

TYPICAL INTERIOR STEEL COLUMN

(2 LOCATIONS)

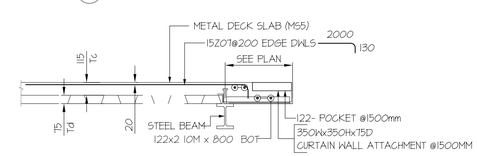

TYP @POCKET FOR CURTAIN WALL ATTACHMENT

SDR:7/5425

Release Number: LEVEL-3 SLAB ADDITIONAL																	BAR LIST
Bar Mark	Qty	Size	Total Length	Type	'A'	'B'	'C'	'D'	'E'	'F'	'G'	'H'	'J'	'K'	'O'	'R'
15Z01	2	15M	3055	9		3055						595			2735	1900
15Z02	4	15M	1050	3		525	525					60		520	1045	
15Z03	2	15M	2465	9		2465						400			2295	1900
15Z04	4	15M	5780	9		5780						1255			4990	3120
15Z05	4	15M	1050	3		525	525					60		520	1045	
15Z06	4	15M	5060	9		5060						980			4525	3120
15Z07	1296	15M	2130	17		130	2000									
15Z08	32	15M	1750	3		1300	450					330		305	1605	
15Z09	2	15M	1075	13		450	100	525				465		220	575	50
15Z10	94	15M	1330	17		1200	130									
15Z11	28	15M	1050	17		525	525									
15Z12	2	15M	1050	3		525	525					490		185	710	
15Z13	2	15M	1050	17		525	525									
15Z14	25	15M	1380	17		130	1250									
15Z15	4	15M	2030	17		675	680	675								
15Z16	12	15M	1460	2	260	1200										

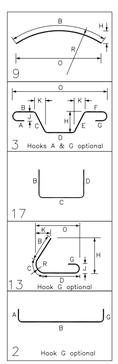

Weight by Release	
Release Numbers	Weight
LEVEL-3 SLAB ADDITIONAL	8294.765
Total Weight	8294.765

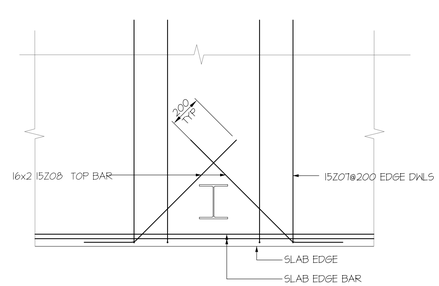

TYPICAL SLAB EDGE STEEL COLUMN

(16 LOCATIONS)

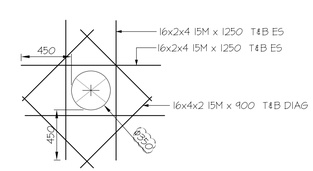

FB1 & FB2 -(FLOOR BOX)

(FB1 =6 LOCATIONS)
(FB2 =10 LOCATIONS)

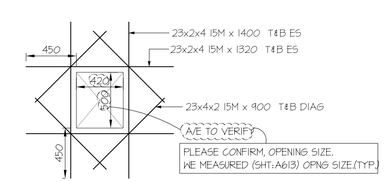

FB3 -(FLOOR BOX)

(23 LOCATIONS)

4 REVISED AS PER EMAIL COMMENTS. (DATE:12-04-15).
PROVIDE ADDTIONAL REBAR @ OPENING (600x700 MM)

REV#	REMARKS	DATE
4	APPROVED/REV PER EMAIL COMM.	08 DEC 2015
3	APPROVED/REV PER ENGG COMM.	06 NOV 2015
2	FOR APPROVAL/REV/ EMAIL COMM.	26 OCT 2015
1	FOR APPROVAL/REV /ENGG. COMM.	15 SEP 2015
0	FOR ENGINEER APPROVAL	25 MAY 2015

PROJECT

REINFORCING DETAILS

CLIENT:

DWN. | CHKD. | DATE
SCALE
BARLISTS
JOB No
DWG. No
R- 322 0

ABBREVIATIONS
B – BOTTOM
T – TOP
TH – THREADED
ADDL – ADDTIONAL
BOT – BOTTOM
LW – LONG WAY
SW – SHORT WAY
RS – REINFORCED METAL DECK SLAB
MS – METAL DECK SLAB

NOETS:
1.CONCRETE : 35 MPa
2.CONC. COVER : 40MM
3.FOR LAP SEE SCHEDULE
4.STEEL GRADE : 400R

DWG #	DESCRIPTION	REF. DWG	DATE
R321	LEVEL-2 SLAB ADDITIONAL	S-112	9-29-15
R322	LEVEL-3 SLAB ADDITIONAL	S-113	9-29-15
R323	LEVEL-4 SLAB ADDITIONAL	S-114	9-29-15

SLAB

LAP TABLE - 35 MPa REF SHT. S-401	
BAR SIZE	LENGTH
10M	400 MM
15M	525 MM